



This document was prepared for:
University of Chicago, Office of Civic Engagement
Alderman Patricia Dowell, 3rd Ward
Alderman Sophia King, 4th Ward
Alderman Leslie Hairston, 5th Ward
Alderman Willie B. Cochran, 20th Ward

Economic Impact Program – Major Capital Projects 2nd Quarter Report (FY2017) Reporting Data Received through December 30, 2016



February 6, 2017

The summary of the major capital projects is based on approved waivers of lien, sworn statements, and certified payrolls submitted by the construction managers and general contractors as of December 30, 2016.



Roslyn Johnson, Director
Facilities Procurement & Economic Impact
Procurement & Payment Services
5235 S. Harper Court, Suite 1000
Chicago, IL 60615

T - 773.834.537
roslynj@uchicago.edu
facilities.uchicago.edu

Economic Impact Program – Major Capital Projects
2nd Quarter Report (FY2017)
Reporting Data Received through December 30, 2016

Table of Contents

Commitment to Diversity	1
Project Summary Report.....	2
Minority and Women-Owned Business Enterprise Contract Participation	3
Workforce Diversity	4
Community Workforce Update	5



Commitment to Diversity

The University of Chicago has a strong commitment to the economic benefit of minority- and women-owned businesses (M/WBE firms), as well as to minority and female construction workers. We have established contracting goals of a minimum of 25% certified MBE participation and 5% certified WBE participation. Construction managers and general contractors apply these percentage goals to all subcontracting tiers, suppliers, and consultants hired or retained in performance of work for the University. Contractors are directed to achieve the levels of participation throughout the life of, and for the full value of, every contract, including any alternates, allowances, or change orders.

In an effort to maximize access for minority and female workers on University major capital construction projects, we have established workforce goals, which are included in every solicitation. These goals pertain to on-site workforce hours:

- minimum of 30% of the total hours must be performed by Chicago Residents;
- minimum of 30% of the total hours must be performed by minority workers; and
- minimum of 5% of the total hours must be performed by female workers.

We facilitate access for local residents (zip codes: 60609, 60615, 60616, 60619, 60621, 60637, 60649, and 60653) to construction workforce opportunities, and distribute on a weekly basis, a list of qualified minority, female, and local residents to our contractor partners. Community residents who are union cardholders are encouraged to visit the Facilities Services office to complete the Construction Employment Referral Form. The candidate is not guaranteed employment, but the list is an efficient way for job seekers to be considered for construction opportunities. The process for local residents to get on the list can also be found at http://facilities.uchicago.edu/uploads/pdf/Community_Workforce-Process.

Our staff collects, reviews, and approves M/WBE utilization plans to confirm M/WBE trade contractor participation. Contractors also submit waivers of lien, sworn statements, and certified payrolls for verification of the data. The data in this 2nd Quarter FY17 report reflect major capital projects. **This report does not include data from The University of Chicago Medicine.**

Review and approval of M/WBE utilization plans include confirmation of M/WBE certifications. The University of Chicago accepts certifications from the following entities:

- National Minority Supplier Development Council (NMSDC) or any of its Affiliate Councils;
- Women Business Enterprise National Council (WBENC) or any of its Affiliate Councils;
- Women's Business Development Council (WBDC) or any of its Affiliate Councils;
- Chicago Minority Business Development Council (CMBDC) or any of its Affiliate Councils;
- Federal Agencies, including but not limited to the Small Business Administration, Department of Transportation, and the Department of Energy.
- State of Illinois and/or its Agencies, including but not limited to Department of Central Management Services (CMS);
- County of Cook; and
- City of Chicago

Project Summary Report

This report reflects dollars paid to M/WBE firms, as well as workforce as of the 2nd quarter of fiscal year 2017 (ending December 30, 2016). "Project Paid-to-Date" refers to the percentage invoiced per project. The major capital projects included in this report are as follows:

Project Name	Location	Project Paid-to-Date
5757 Adaptive Re-use Project	5757 S. University	99.85%
Chicago Theological Seminary	1407 E. 60 th Street	100%
Campus North Residence Hall and Dining Commons	5500 S. University	93.34%
Facilities Services Building	5225 S. Cottage Grove	100.00%
Harper Court (Interior Build-out)	5235 S. Harper Ct	100%
Harper Quadrangle Landscape - Phase II	59 th & Greenwood	100%
Harper Quadrangle Landscape - Phase III	59 th & Greenwood	100%
LASR Renovation and Expansion	933 E. 56 th Street	55%
Laboratory Schools Renovation/Expansion (Phase 1)	5800 S. Stony Island	99.79%
Laboratory Schools Renovation/Expansion (Phase 2)	5835 S. Kimbark	89.15%
Mansueto Library	1100 E. 57 th Street	100%
Math-Stat Building (Stevanovich Center)	5727 S. University	100%
Midway Crossings (Dorchester)	59 th Dorchester Ave.	100%
Midway Crossings (Ellis & Woodlawn Avenues)	Ellis & Woodlawn	100%
Neubauer Collegium	5701 S. Woodlawn	97.77%
Reva & David Logan Center for the Arts	915 E. 60 th Street	100%
UChicago Child Development Center – Drexel	5610 S. Drexel	100.00%
UChicago Child Development Center – East	5824 S. Stony Island	100.00%
William Eckhardt Research Center (Enabling Projects)	5640 S. Ellis Avenue	100%
William Eckhardt Research Center	5640 S. Ellis Avenue	100.00%
Woodlawn Charter School	6300 S. University	11.64%

The following table is a summary of the Economic Impact Program achievements for the 2nd quarter of FY2017:

Aggregate Figures	Goals	Achieved
MBE Contracting	25%	27.87%
WBE Contracting	5%	8.46%
Minority Workforce Hours	30%	46.12%
Female Workforce Hours	5%	3.43%
Chicago Workforce Hours	30%	39.28%

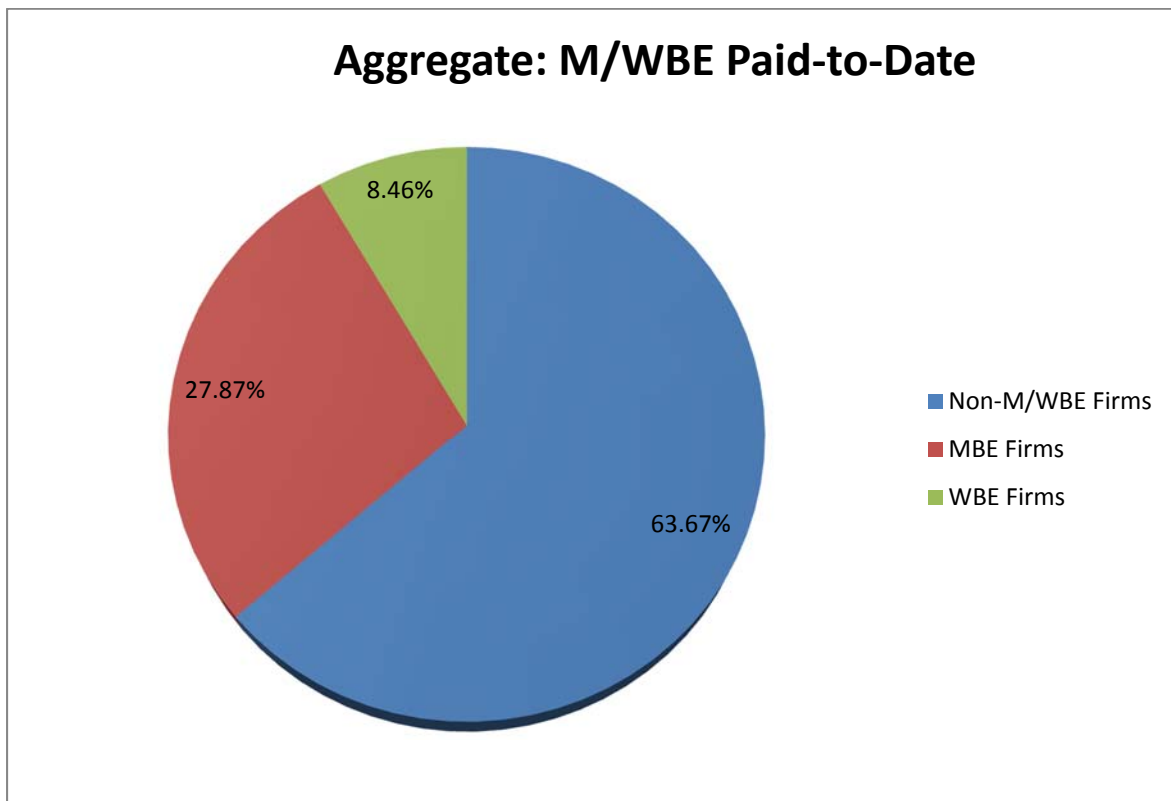
As of December 30, 2016, MBE firms achieved 27.87% of the total dollars paid-to-date, and WBE firms have received 8.46%. The University continues to work with its contractors to achieve maximum inclusion and to create a reflective workforce.

Minority and Women-Owned Business Enterprise Contract Participation

The following table summarizes the contractor and subcontractor achievements for both MBE and WBE utilization. The data are based on paid-to-date figures from the beginning of construction for the above-referenced projects as verified through waivers of lien and sworn statements.

Aggregate Figures (Paid-to-Date)		
Paid to Date - \$691,509,374.01	Dollars Paid-to-Date	% of Construction Total
Minority Business Enterprise (MBE)	\$ 192,697,069.85	27.87%
Women-Owned Business Enterprise (WBE)	\$ 58,511,366.15	8.46%
City of Chicago M/WBE Firms	\$ 118,517,090	17.14%

In the above-referenced projects, the University has paid **\$250,572,656.00** to minority and women-owned business enterprises. MBEs received **\$192,697,069.85 (27.87%)**, while WBEs have received **\$58,511,366.15 (8.46%)**. Of the M/WBE dollars paid to date, City of Chicago M/WBE firms received **\$118,517,090.00 (17.14%)**.



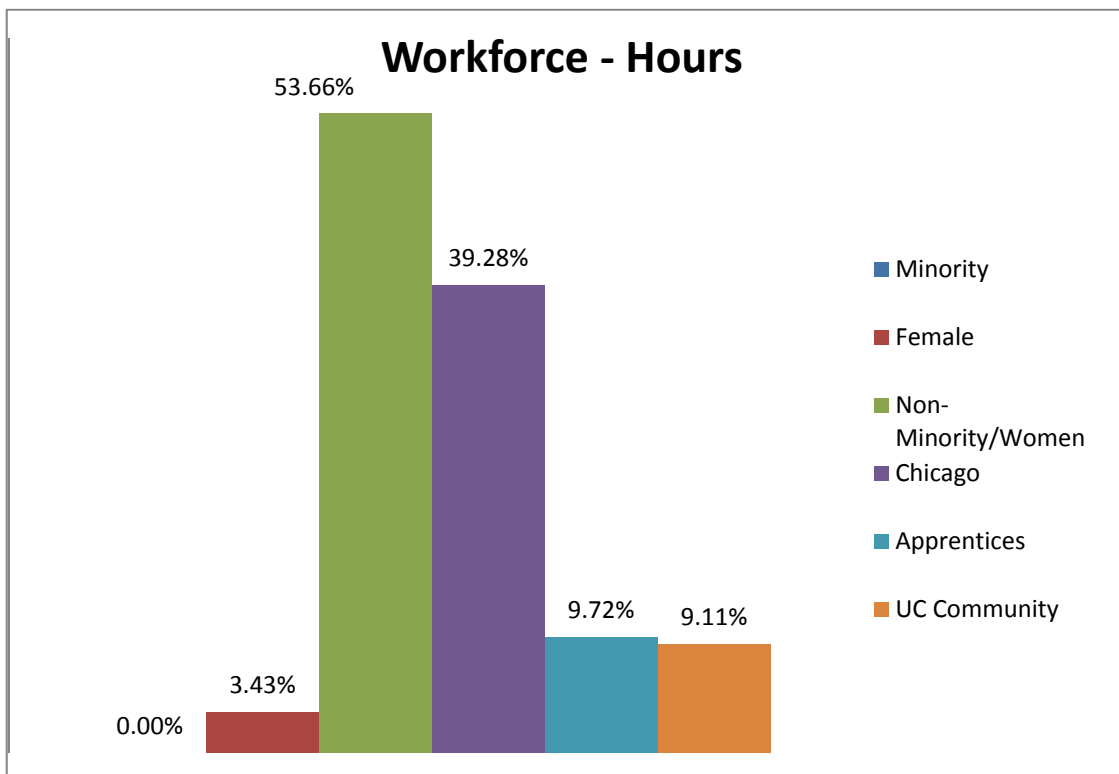
Workforce Diversity

Workforce Hours

The University has established workforce goals based on the total number of construction hours worked. As of December 30, 2016, **49.55%** of the on-site hours were completed by minority and female workers. The University has surpassed its aggregate goals in City of Chicago residency and minority participation. However, female participation has fallen short by **1.57%**. A total of **39.28%** of the hours worked were performed by Chicago residents. Workers from the local community (60609, 60615, 60616, 60619, 60621, 60637, 60649, and 60653) worked **9.11%** of the total hours; **23.20%** of the Chicago hours were performed by residents of the local community. (The Community Workforce Update is also included in this report.)

The University has also tracked the number of hours achieved by trade apprentices. To date, trade apprentices achieved **326,352.34** apprentice hours (**9.72%**).

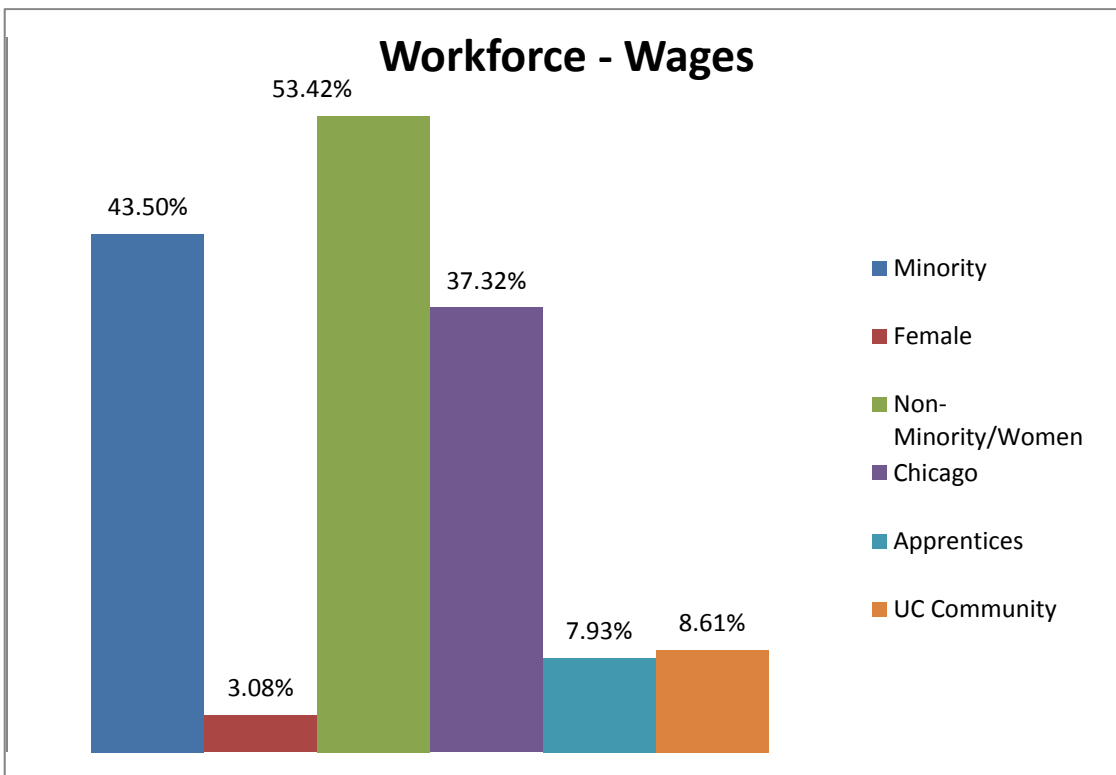
Aggregate Figures (Hours)		
Workforce Hours – 3,366,180.84	Total Hours Worked	% of Total Hours
Hours by Minority Workers	1,552,575.38	46.12%
Hours by Female Workers	115,441.28	3.43%
Hours by Chicago Residents	1,322,394.57	39.28%
Hours by Community Workers (8 Zip Codes)	306,810.52	9.11%
Apprentices	327,052	9.72%



Workforce - Wages

Wages paid to the minority, female, Chicago, and local workforce are outlined in the chart below. As of December 30, 2016 minority and female workers earned **\$59,456,724.03 (46.58%)**. Chicago residents earned **37.32%** of the wages, and the local community (60609, 60615, 60616, 60619, 60621, 60637, 60649, and 60653) earned **8.61%** of the dollars paid-to-date.

Aggregate Figures (Paid-to-Date)		
Workforce Wages - \$127,343,090.47	Wages Paid-to-Date	% of Total Wages
Wages to Minority Workers	\$55,524,407.44	43.50%
Wages to Female Workers	\$3,932,317.67	3.08%
Wages to Chicago Residents	\$47,641,590.46	37.32%
Wages to Community Workers (8 Zip Codes)	\$10,983,953.83	8.61%
Wages to Apprentices	\$10,125,661.41	7.93%



Community Workforce Update

The University is working with its contractors in an effort to hire qualified community residents on major capital projects. There has been a special focus on those candidates residing in the following Zip Codes: 60609, 60615, 60616, 60619, 60621, 60637, 60649, and 60653. To date, a total of **708** community residents worked on the projects listed above. A total of **306,810.52** construction hours have been achieved by residents from the eight (8) zip codes surrounding the University; a total of **\$10,983,953.83** has been paid in wages. Of the **708** residents from the eight (8) zip codes, **140** workers were hired from the University's Construction Referral List.